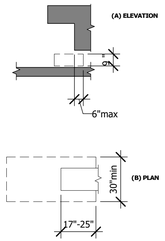

FIG 306.2
TOE CLEARANCE

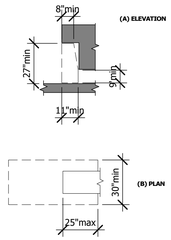

FIG 306.3
KNEE CLEARANCE

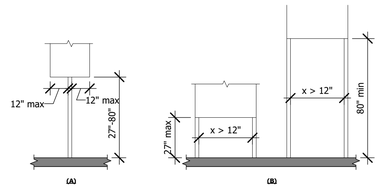

FIG 307.3
POST-MOUNTED PROTRUDING OBJECTS

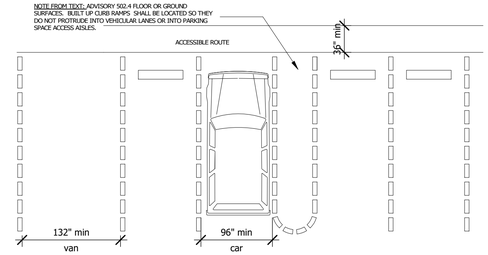

FIG 502.2
VEHICLE PARKING SPACES

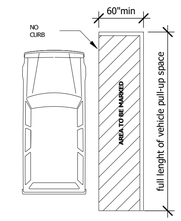

FIG 306.2
TOE CLEARANCE

TOTAL PARKING SPACES IN LOT OR GARAGE	MINIMUM REQUIRED NUMBER OF ACCESSIBLE SPACES
1-25	1
26-50	2
51-75	3
76-100	4
101-150	5
151-200	6
201-300	7
301-400	8
401-500	9
501-1,000	
OVER 1,000	
	2% OF TOTAL SPACES 20 SPACES PLUS 1 SPACE FOR EVERY 100 SPACES, OR FRACTION THEREOF OVER 1,000

TABLE PER THE FOLLOWING CODES SECTIONS: 2009 INTERNATIONAL BUILDING CODE, TABLE 1106.1, AND TEXAS ACCESSIBILITY STANDARDS TABLE 208.2 VERIFY WITH LOCAL MUNICIPALITY AND ADDITIONAL ORDINANCES, AMENDMENTS OR MODIFICATIONS.

REQUIRED ACCESSIBLE PARKING SPACES

SITE, PARKING, ENTRANCE

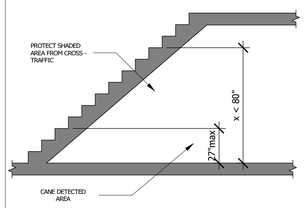

FIG 307.4
VERTICAL CLEARANCE

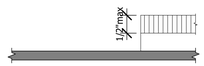

FIG 302.2
CARPET PILE HEIGHT

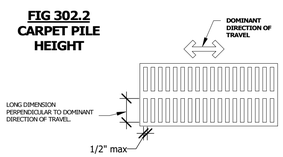

FIG 302.3
ELONGATED OPENING IN FLOOR OR GROUND SURFACES

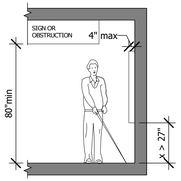

FIG 307.2
LIMITS OF PROTRUDING OBJECTS

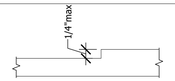

FIG 303.2
VERTICAL CHANGE IN LEVEL

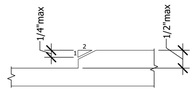

FIG 303.3
BEVELED CHANGE IN LEVEL

SLOPE	MAXIMUM RISE
STEEPER THAN 1:10 BUT NOT STEEPER THAN 1:8	3 INCHES (75 MM)
STEEPER THAN 1:12 BUT NOT STEEPER THAN 1:10	6 INCHES (150 MM)

TABLE 405.2
MAXIMUM RAMP SLOPE AND RISE FOR EXISTING SITES, BUILDINGS, AND FACILITIES

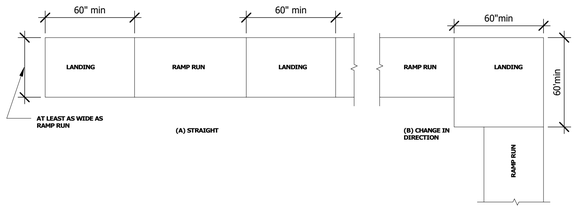

FIG 405.7
RAMP LANDINGS

PROTRUSIONS AND OBSTRUCTIONS ON AN ACCESSIBLE PATH

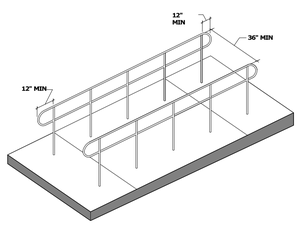

FIG 505.10.1
EXAMPLE OF CLEAR WIDTH AND EDGE PROTECTION

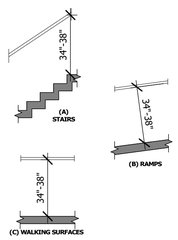

FIG 505.4
HANDRAIL HEIGHT

FIG 505.5
HANDRAIL CLEARANCE

FIG 505.6
HORIZONTAL PROJECT BELOW GRIPPING SURFACE

FIG 505.10.3
BOTTOM HANDRAIL EXTENSION AT STAIRS

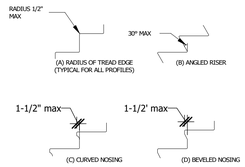

FIG 504.5
STAIR NOSINGS

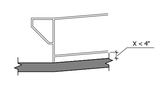

FIG. 405.9.2
CURB OR BARRIER EDGE PROTECTION

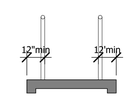

FIG. 405.9.1
EXTENDED FLOOR OR GROUND SURFACE EDGE PROTECTION

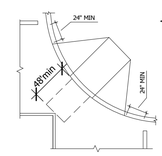

FIG. 406.6
DIAGONAL OR CORNER TYPE CURB RAMPS

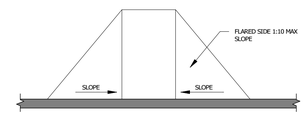

FIG. 406.3
SIDES OF CURB RAMPS

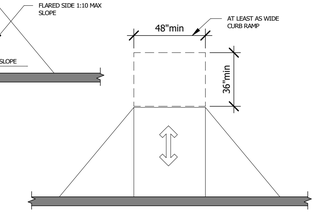

FIG. 406.4
LANDINGS AT THE TOP OF CURB RAMPS

RAMPS, SLOPES AND ASSOCIATED HANDRAILS

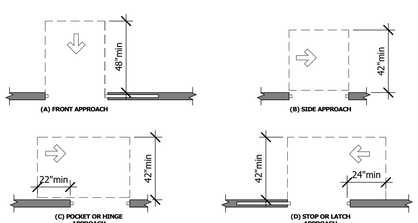

FIG. 404.2.4.2
MANEUVERING CLEARANCES AT DOORWAYS WITHOUT DOORS SLIDING DOORS, GATES, AND FOLDING DOORS

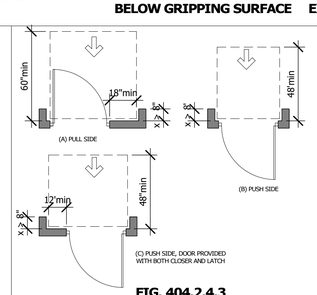

FIG. 404.2.4.3
MANEUVERING CLEARANCES AT RECESSED DOORS AND GATES

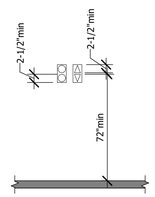

FIG. 407.2.2.2
VISIBLE HALL SIGNALS

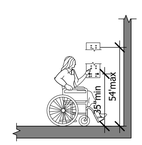

FIG. 407.2.1.1
(EXCEPTION)HEIGHT

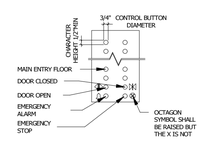

TABLE 407.4.7.1.3
ELEVATOR CONTROL BUTTON IDENTIFICATION

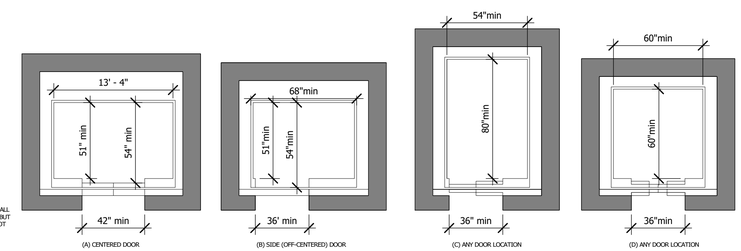

FIG. 407.4.1
ELEVATOR CAR DIMENSIONS

RAMPS, ELEVATORS, AND ASSOCIATED HANDRAILS

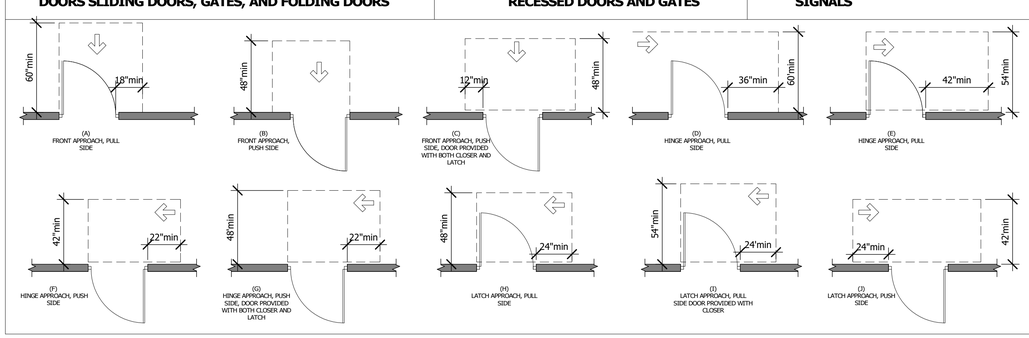

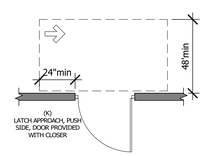

FIG. 404.2.4.1
MANEUVERING CLEARANCES AT MANUAL SWINGING DOORS AND GATES

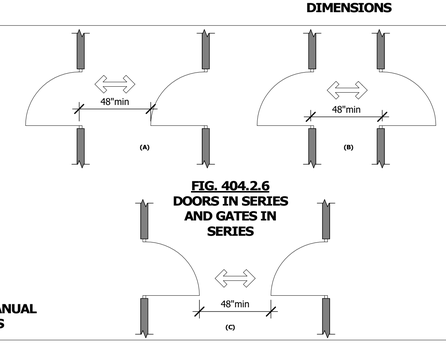

FIG. 404.2.6
DOORS IN SERIES AND GATES IN SERIES

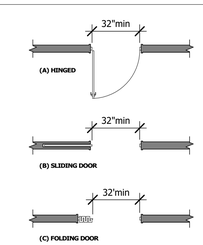

FIG. 404.2.3
CLEAR WIDTH OF DOORWAYS

DOORS AND PASSAGEWAYS

SLI GROUP, INC.
ARCHITECTURE | DESIGN | CONSTRUCTION
15810 PARK TEN PLACE, SUITE 300
HOUSTON, TEXAS 77084
713-465-4650
www.sligroup.com

© COPYRIGHT

PROSPERITY BANK®
PROSPERITY BANK - RENOVATION
5949 SHERRY LANE
SUITE 750
DALLAS, TEXAS 75225

Project Number : 25-8974-01

ISSUED FOR	DATE
ISSUED FOR CLIENT APPROVAL	
ISSUED FOR BIDDING	
ISSUED FOR PERMIT	
ISSUED FOR CONSTRUCTION	

REVISIONS

MARK	DESCRIPTION	DATE

The information, ideas, designs, details, layouts, techniques, features, arrangements, plans, sequences, dimensions, allowances, tolerances, conceptions, specifications, intentions, technology or embodiments, as illustrated, arranged, displayed, noted, recorded, indicated, represented, disclosed, evidenced, detailed or otherwise reduced to tangible form hereon, either expressly, inherently or by implication, are the confidential and proprietary information of SLI Design, Inc., and shall not be used for any purpose other than the specific project or undertaking identified on the drawing title block or legend for which they are and have been prepared by SLI Design, Inc. Any other reproduction, disclosure or use of any portion of the confidential and proprietary information of SLI Design, Inc., shall be a breach of the obligation of confidence created by the acceptance of this drawing from SLI Design, Inc. for a specific project or Contract. Any copying, duplicating, reproducing, utilization, alteration, modification, revision or change to this drawing, is expressly prohibited unless done with the prior written consent or approval of SLI Design, Inc., and shall not be undertaken without receipt of such prior written approval. This drawing is loaned by SLI Design, Inc., for the limited purpose of complying with a specific Contract. The drawing remains the property of SLI Design, Inc., and shall be returned upon request or completion of the contract, unless specifically authorized by Contract, under which it was loaned.

PRINT DATE: 2/24/2026 11:32:53 AM

REGISTERED ARCHITECT THOMAS B. PARKER JR. 14288 STATE OF TEXAS
02/24/26

DRAWING TITLE
ACCESSIBILITY ROUTE COMPLIANCE

DRAWN BY	DRW	SHEET NO.
CHECKED BY	CHK	A-0.00
APPROVED BY	APR	

C:\Users\16-06-PC\Documents\Prosperity Bank - Sterling Plaza_Central model_amsierKNMLQ.rvt