





- NOTES:
1. NOT FOR CONSTRUCTION PURPOSES
 2. ALL CALCULATIONS CONTAIN AN ERROR FACTOR OF +/- 10%
 3. ALL CALCULATIONS ARE IN FOOTCANDLE MEASUREMENTS
 4. UNLESS OTHERWISE NOTED ALL REFLECTANCE VALUES ARE CALCULATED USING DEFAULT VALUES OF: FLOOR - .2/WALLS - .5/CEILING - .80






LUMINAIRE SCHEDULE									
SYMBOL	QTY	LABEL	MOUNTING HEIGHT	DESCRIPTION	LLF	LUMINAIRE LUMENS	LUMINAIRE WATTS	TOTAL WATTS	
⊖	16	A - 33W	11	WILLIAMS P/N: FT-22-LS-8CS-AF-DIM-UNV - 33W@3500K	0.900	4379	32.7	523.2	
⊖	14	A - 24W	11	WILLIAMS P/N: FT-22-LS-8CS-AF-DIM-UNV - 24W@3500K	0.900	3386	23.8	333.2	
⊖	2	B-30W	10	WILLIAMS P/N: BP-22-LS-8CS-DIM-UNV - 30W@3500K	0.900	3559	30.5	61	
⊕	8	D	9	WILLIAMS P/N: 4DR-TL-L10/835-DIM-UNV-OW-OF-CS-N-F1	0.900	1027	9	72	


CALCULATION SUMMARY									
LABEL	CALCTYPE	GRID Z	UNITS	Avg	Max	Min	Avg/Min	Max/Min	
COMMON 100	ILLUMINANCE	0	Fc	39	47	23	2	2	
ELECTRICAL 108_FLOOR	ILLUMINANCE	0	Fc	16	18	15	1	1	
HALL 104	ILLUMINANCE	0	Fc	40	59	20	2	3	
MENS RR_FLOOR	ILLUMINANCE	0	Fc	39	44	31	1	1	
PUTTER 109	ILLUMINANCE	0	Fc	26	38	15	2	3	
SIMULATOR 101	ILLUMINANCE	0	Fc	41	57	20	2	3	
SIMULATOR 102	ILLUMINANCE	0	Fc	34	49	17	2	3	
SIMULATOR 103	ILLUMINANCE	0	Fc	32	45	16	2	3	
STORAGE 107_FLOOR	ILLUMINANCE	0	Fc	16	18	15	1	1	
WOMENS RR_FLOOR	ILLUMINANCE	0	Fc	39	44	31	1	1	

CEILING LEGEND

-  CERT/ THE N CEILII GRID
-  2'x2' F 15/16
-  5/8" C CEILII
-  10'-10" A.F.

LIGHTING LEGEND

-  2'x2' RE:EL
-  2'x2' FIXTL BACK DRAW
-  RECE RE:EL
-  RECE WITH RE:EL
-  STUD RE:EL



REVISIONS	#	DATE	COMMENTS

DRAWN BY: CB
 CHECKED BY:
 DATE: 3/13/2026
 SCALE: NTS

ACORN GOLF SIMULATOR